

PALM OIL TRANSPARENCY DASHBOARD

Our supply chain

In H1 2023, we sourced



211,768

tons of palm oil*

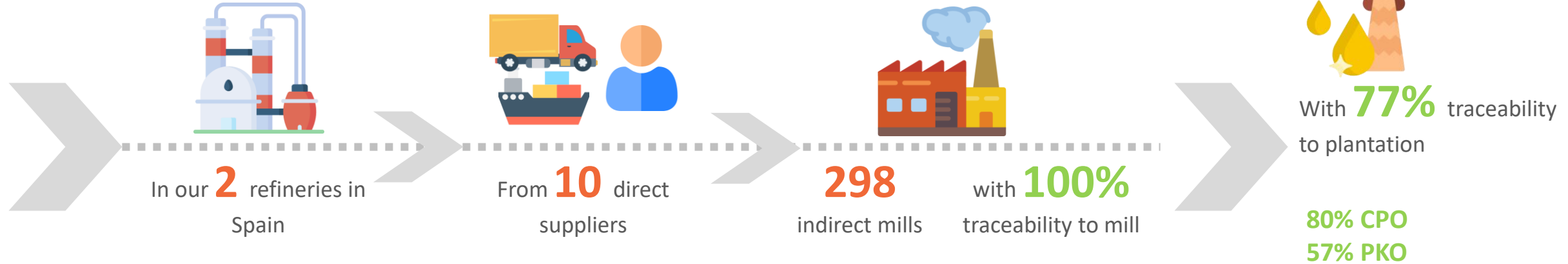
*palm oil, palm kernel oil and derivatives

86%

PO

14%

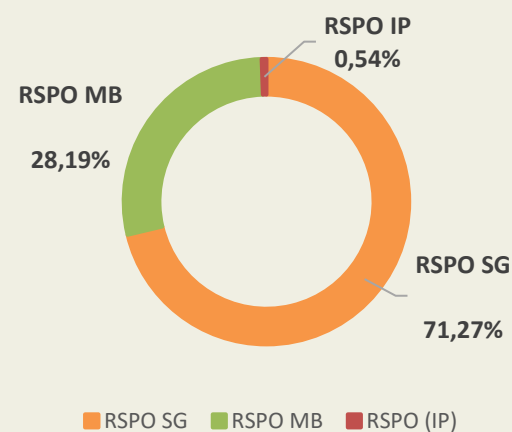
PKO



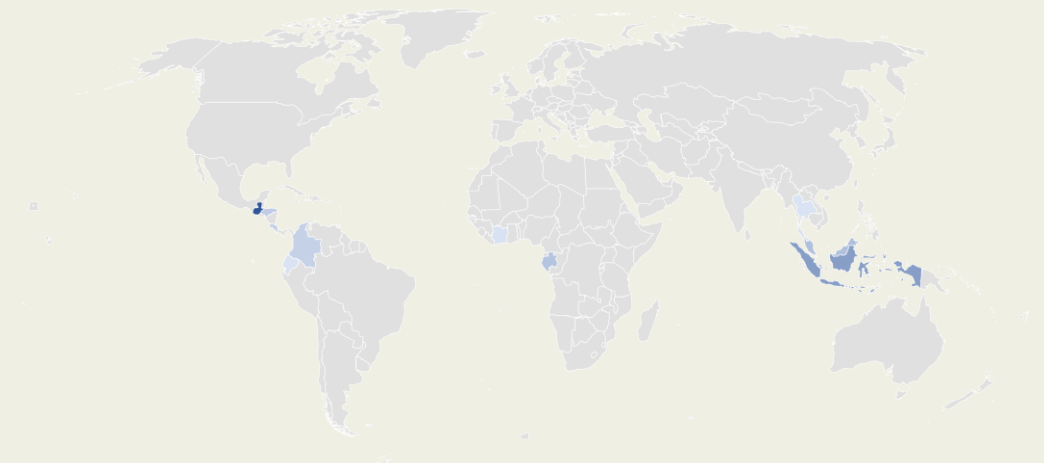
Certification

53% of our palm and derivatives products come from certified sources: RSPO.

Total certified volumes

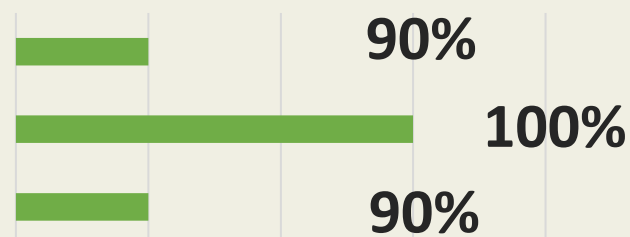


Countries of origin




Impact

KPIs 2022, the palm oil volume sourced from direct suppliers:



KPIs supplier performance under EPI:



Under satellite deforestation monitoring. See comments on box.

With an **NDPE policy** or equivalent and a **public mill list** available.

Under supplier engagement policy implementation (EPI).

Covered by **Refinery roadmap/Action plan**.

Verifying 100% of their **NDPE IRF** profile at the refinery level.

Covered by a **robust non-compliant supplier process**.

Verify our No Deforestation Commitment



During H1 2023, our company monitored 89% of the volume sourced in 2022 and achieve a **58% Verified Deforestation Free score** of the total volume sourced by LIPSA.

We are working with our suppliers on the most significant deforestation events captured by Starling for each quarte to increase the deforestation-free %.